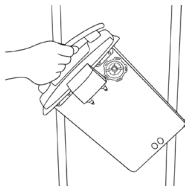
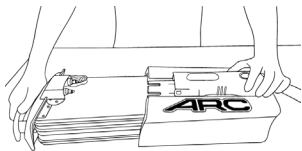


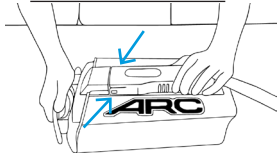
1. After 4 hours, remove
CryoCore from freezer



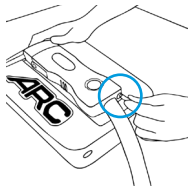
2. Insert CryoCore into
insulation case



3. Connect controller by
sliding upwards, ensuring
both tabs click



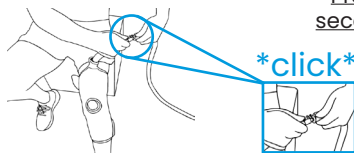
4. Connect power supply.



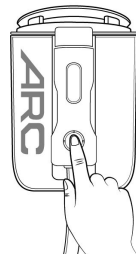
5. Attach knee therapy wrap over
a protective layer. Fasten middle,
lower, then upper Velcro, ensuring
a snug fit.




6. Connect therapy wrap to controller,
ensuring the metal tab on the female
connector is pushed in.





7. Press button once to start
30 minute session




*Press and hold button for 3
seconds to start a continous
session

 **Safety Notice:** Before using the ARC™, it's crucial to thoroughly read and understand all safety information in the accompanying user manual. Only use the device as instructed to prevent injury and ensure its effectiveness.

 **Medical Notice:** ARC™ is intended for use under the direction or advice of a healthcare practitioner. It should complement, not replace, your existing treatment plan. Always consult with your healthcare practitioner before using this device or altering the duration of usage.

 **Warning Notice:** Improper use of ARC™ can lead to injury. Excessive cold exposure may result in frostbite. Ensure to follow all usage guidelines to safely operate the device. To prevent the risk of strangulation, keep all hoses and cables away from the neck and ensure they are properly secured and out of reach during use.

 **Contraindications Notice: DO NOT** use the ARC™ if you have the following conditions, unless directed by your healthcare provider:

- Open wounds or sores
- Reduced sensation in the treatment area
- Raynaud's phenomenon or other vasospastic conditions
- Buerger's disease
- Cold allergy or hypersensitivity
- Cryoglobulinemia
- Paroxysmal cold hemoglobinuria or other cold agglutinin disorders
- Pheochromocytoma
- Sickle cell anemia
- History of cold injury
- Cold-induced urticaria (hives)

Copyright Notice: This document and the ARC™ are protected under copyright law. Any unauthorized use, reproduction, or dissemination is prohibited.